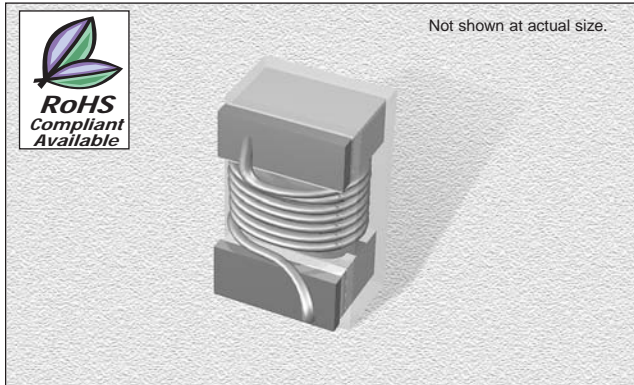


## CT1008LSC Series

From .005  $\mu\text{H}$  to 100  $\mu\text{H}$



### CHARACTERISTICS

**Description:** SMD ferrite core wire-wound chip inductor

**Applications:** LC resonant circuits such as oscillator and signal generators, impedance matching, circuit isolation, RF filters, disk drives and computer peripherals, audio and video equipment, TV, radio and telecommunication equipment

**Operating Temperature:** -25°C to +85°C

**Inductance Tolerance:**  $\pm 5\%$  &  $\pm 10\%$

**Testing:** Inductance and Q are tested on an HP4286A at specified frequency

**Packaging:** Tape & Reel

**Miscellaneous:** RoHS Compliant available.

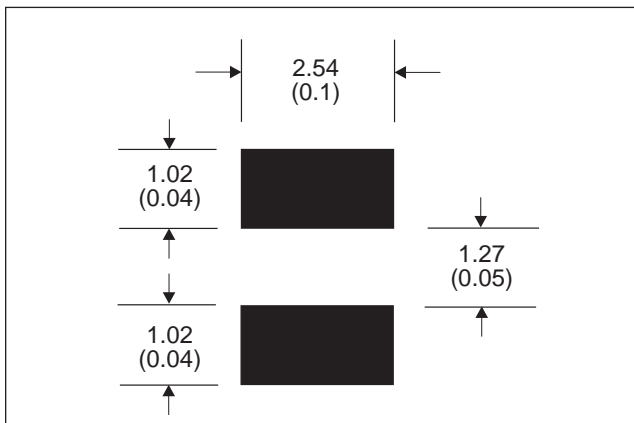
**Marking:** Parts are marked with color dots in nanoHenries.

Example: 10 $\mu\text{H}$  = 10000nH ← marking would be Brown, Black, Orange(103).

**Additional Information:** Additional electrical & physical information available upon request

**Samples available. See website for ordering information.**

### PAD LAYOUT



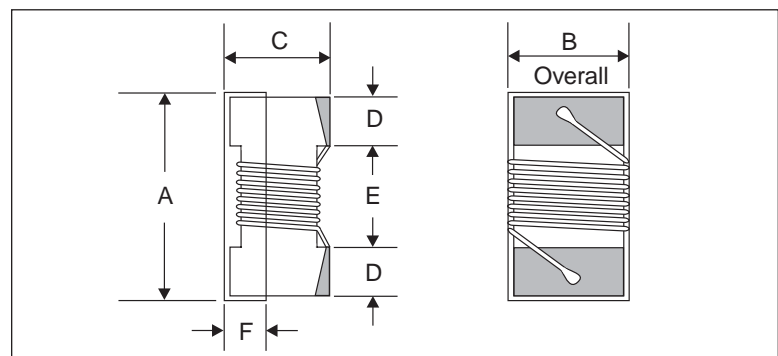
### SPECIFICATIONS

Please specify tolerance code when ordering.  
 CT1008LSC-22N ← J =  $\pm 5\%$ , K =  $\pm 10\%$   
 CT1008LSC ← Please specify "F" for RoHS compliant

Part Number	Inductance ( $\mu\text{H}$ )	L Test Freq. (MHz)	Q Fact. Min.	Q Test Freq. (MHz)	SRF Min. (MHz)	DCR Max. ( $\Omega$ )	Rated DC (mA)
CT1008LSC_-5N0K	.005	100	10	100	3000	.25	2000
CT1008LSC_-10NK	.010	100	10	100	2500	.25	1800
CT1008LSC_-12NK	.012	100	15	100	2400	.26	1700
CT1008LSC_-15NK	.015	100	15	100	2300	.28	1600
CT1008LSC_-18NK	.018	100	15	100	2200	.30	1550
CT1008LSC_-22N_	.022	100	20	100	2100	.35	1500
CT1008LSC_-27N_	.027	100	20	100	2000	.40	1450
CT1008LSC_-33N_	.033	100	30	100	1600	.42	1400
CT1008LSC_-39N_	.039	100	35	100	1500	.45	1350
CT1008LSC_-47N_	.047	100	35	100	1400	.50	1300
CT1008LSC_-56N_	.056	100	35	100	1300	.60	1250
CT1008LSC_-68N_	.068	100	35	100	1200	.65	1240
CT1008LSC_-82N_	.082	100	35	100	1100	.75	1230
CT1008LSC_-R10_	.10	100	35	100	800	.80	1220
CT1008LSC_-R12_	.12	25.2	30	25.2	700	.30	900
CT1008LSC_-R15_	.15	25.2	30	25.2	550	.35	900
CT1008LSC_-R18_	.18	25.2	30	25.2	500	.40	850
CT1008LSC_-R22_	.22	25.2	30	25.2	450	.50	840
CT1008LSC_-R27_	.27	25.2	30	25.2	425	.55	830
CT1008LSC_-R33_	.33	25.2	30	25.2	400	.60	820
CT1008LSC_-R39_	.39	25.2	30	25.2	375	.65	810
CT1008LSC_-R47_	.47	25.2	30	25.2	350	.68	800
CT1008LSC_-R56_	.56	25.2	30	25.2	325	.75	800
CT1008LSC_-R68_	.68	25.2	30	25.2	300	.85	800
CT1008LSC_-R82_	.82	25.2	30	25.2	260	1.0	800
CT1008LSC_-1R0_	1.0	7.96	25	7.96	245	1.1	800
CT1008LSC_-1R2_	1.2	7.96	25	7.96	230	1.2	790
CT1008LSC_-1R5_	1.5	7.96	25	7.96	182	1.3	750
CT1008LSC_-1R8_	1.8	7.96	25	7.96	135	1.5	750
CT1008LSC_-2R2_	2.2	7.96	25	7.96	105	1.6	750
CT1008LSC_-2R7_	2.7	7.96	25	7.96	70	1.7	740
CT1008LSC_-3R3_	3.3	7.96	25	7.96	55	1.9	730
CT1008LSC_-3R9_	3.9	7.96	25	7.96	48	2.1	700
CT1008LSC_-4R7_	4.7	7.96	25	7.96	43	2.3	650
CT1008LSC_-5R6_	5.6	7.96	20	7.96	42	2.5	640
CT1008LSC_-6R8_	6.8	7.96	20	7.96	39	2.7	630
CT1008LSC_-8R2_	8.2	7.96	20	7.96	36	3.1	600
CT1008LSC_-100_	10	2.52	15	2.52	33	3.5	600
CT1008LSC_-120_	12	2.52	15	2.52	30	3.8	550
CT1008LSC_-150_	15	2.52	15	2.52	26	4.4	430
CT1008LSC_-180_	18	2.52	15	2.52	24	4.8	400
CT1008LSC_-220_	22	2.52	15	2.52	22	5.5	400
CT1008LSC_-270_	27	2.52	15	2.52	21	6.3	360
CT1008LSC_-330_	33	2.52	15	2.52	20	7.1	350
CT1008LSC_-390_	39	2.52	10	2.52	18	9.5	330
CT1008LSC_-470_	47	2.52	10	2.52	17	11.1	300
CT1008LSC_-560_	56	2.52	10	2.52	16	12.1	270
CT1008LSC_-680_	68	2.52	10	2.52	15	16.6	250
CT1008LSC_-820_	82	2.52	10	2.52	13	19	200
CT1008LSC_-101_	100	0.796	8	0.796	12	21	120

### PHYSICAL DIMENSIONS

Size	A	B	C	D	E	F
	Max.	Max.	Max.			
mm	2.92	2.79	2.1	0.51	1.52	0.51
inches	0.113	0.108	0.081	0.019	0.059	0.019



08.09.05